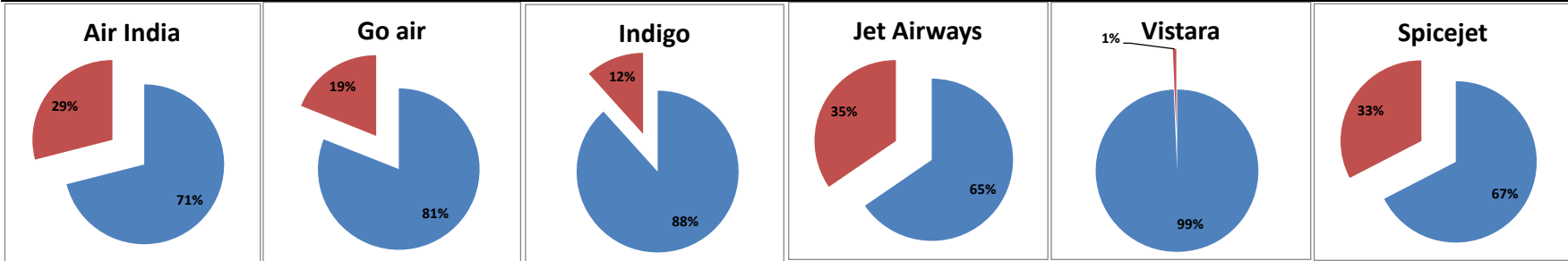


Airport Name :- DELHI INTERNATIONAL AIRPORT PVT LIMITED. - Feb'15{Departure}

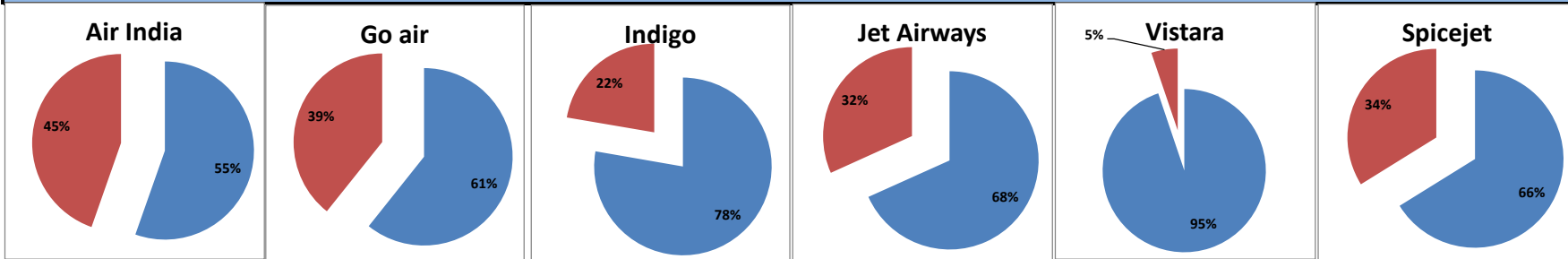
Airline	Total Departures	Flights ontime (STD +/- 15 Min)	Flights Delayed (STD +/- 15 Min)	% On time	% delayed	Airline					Airport		Weather		ATC	Miscellaneous
						Passenger & baggage handling (IATA CODES 11-18)	Aircraft & Ramp Handling (IATA CODES 31-39)	Technical, automated equipment failure(IATA CODES 41-48)	Operations , crew(IATA CODES 61-69)	Reactionary reasons (IATA CODES 91-97)	Airport Facilites (IATA CODES - 87,89)	Airport Security (IATA CODES 85)	Destination airport below minima (IATA CODES 72)	Departure aerodrome Below minima (IATA CODES 71)	ATFM(IATA CODES 81-84)	IATA CODE-99
AI	1729	1228	501	71%	29%	28	7	34	89	305	1	7	22	6	0	2
G8	680	551	129	81%	19%	3	1	7	12	98	0	0	5	3	0	0
6E	2727	2409	318	88%	12%	10	2	5	20	227	6	0	27	12	1	8
9W&S2	1960	1282	678	65%	35%	32	0	19	61	535	5	0	20	4	1	1
UK	155	154	1	99%	1%	1	0	0	0	0	0	0	0	0	0	0
SG	767	517	250	67%	33%	3	0	85	14	129	2	0	12	3	0	2
Total	8018	6141	1877	77%	23%	77	10	150	196	1294	14	7	86	28	2	13



On time percentage

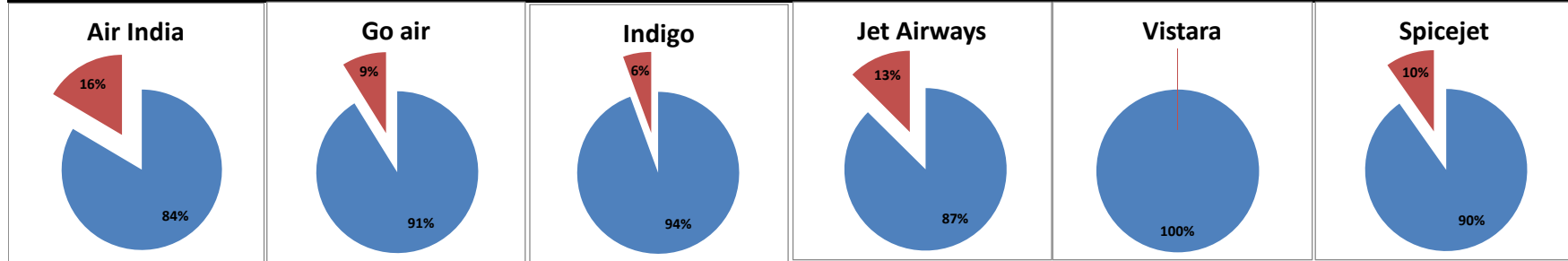
Delay percentage

Airport Name :- DELHI INTERNATIONAL AIRPORT PVT LIMITED. - Feb'15{Arrival}



Airport Name :- DELHI INTERNATIONAL AIRPORT PVT LIMITED. - Feb'15(Period :- 0300-0859) - {Departure}

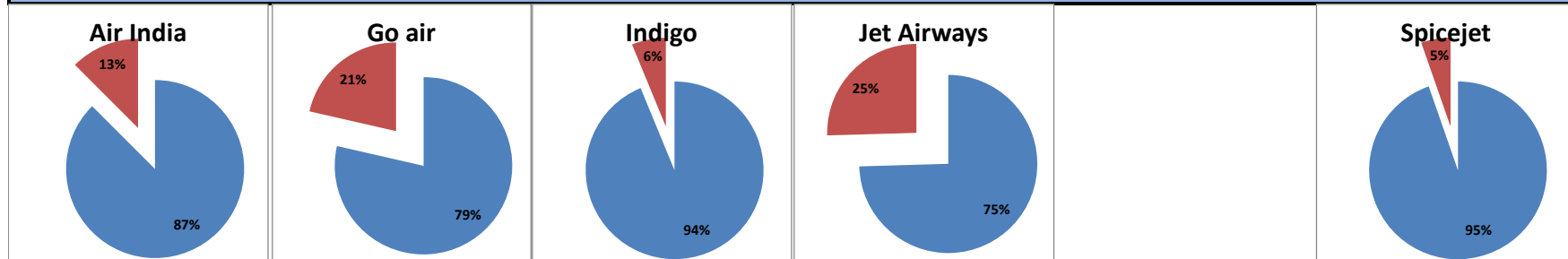
Airline	Total Departures	Flights ontime (STD +/- 15 Min)	Flights Delayed (STD +/- 15 Min)	% On time	% delayed	Airline					Airport		Weather		ATC	Miscellaneous
						Passenger & baggage handling (IATA CODES 11-18)	Aircraft & Ramp Handling (IATA CODES 31-39)	Technical, automated equipment failure(IATA CODES 41-48)	Operations , crew(IATA CODES 61-69)	Reactionary reasons (IATA CODES 91-97)	Airport Facilites (IATA CODES - 87,89)	Airport Security (IATA CODES 85)	Destination airport below minima (IATA CODES 72)	Departure aerodrome Below minima (IATA CODES 71)	ATFM(IATA CODES 81-84)	IATA CODE-99
AI	431	360	71	84%	16%	11	0	9	21	7	0	3	15	4	0	1
G8	214	195	19	91%	9%	1	0	1	5	5	0	0	4	3	0	0
6E	787	743	44	94%	6%	2	0	2	4	3	0	0	18	11	0	4
9W&S2	415	363	52	87%	13%	2	0	4	11	17	0	0	13	4	0	1
UK	37	37	0	100%	0%	0	0	0	0	0	0	0	0	0	0	0
SG	215	194	21	90%	10%	1	0	6	0	4	1	0	6	3	0	0
Total	2099	1892	207	90%	10%	17	0	22	41	36	1	3	56	25	0	6



On time percentage

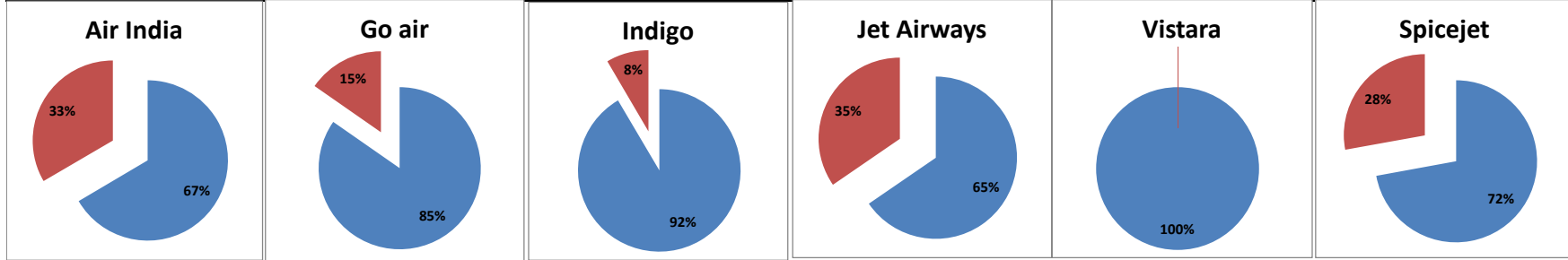
Delay percentage

Airport Name :- DELHI INTERNATIONAL AIRPORT PVT LIMITED. - Feb'15(Period :- 0300-0859) - {Arrival}



Airport Name :- DELHI INTERNATIONAL AIRPORT PVT LIMITED. - Feb'15(Period :- 0900-1459) - {Departure}

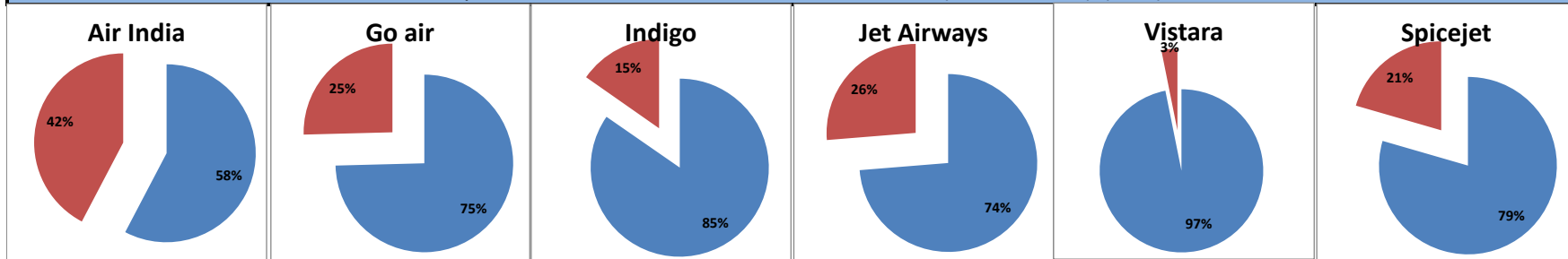
Airline	Total Departures	Flights ontime (STD +/- 15 Min)	Flights Delayed (STD +/- 15 Min)	% On time	% delayed	Airline					Airport		Weather		ATC	Miscellaneous
						Passenger & baggage handling (IATA CODES 11-18)	Aircraft & Ramp Handling (IATA CODES 31-39)	Technical, automated equipment failure(IATA CODES 41-48)	Operations , crew(IATA CODES 61-69)	Reactionary reasons (IATA CODES 91-97)	Airport Facilites (IATA CODES - 87,89)	Airport Security (IATA CODES 85)	Destination airport below minima (IATA CODES 72)	Departure aerodrome Below minima (IATA CODES 71)	ATFM(IATA CODES 81-84)	IATA CODE-99
AI	705	469	236	67%	33%	16	7	13	46	140	1	4	7	2	0	0
G8	196	166	30	85%	15%	0	1	1	4	23	0	0	1	0	0	0
6E	908	831	77	92%	8%	1	1	1	8	46	6	0	9	1	0	4
9W&S2	723	473	250	65%	35%	9	0	8	29	191	5	0	7	0	1	0
UK	64	64	0	100%	0%	0	0	0	0	0	0	0	0	0	0	0
SG	183	132	51	72%	28%	0	0	21	1	21	1	0	5	0	0	2
Total	2779	2135	644	77%	23%	26	9	44	88	421	13	4	29	3	1	6



On time percentage

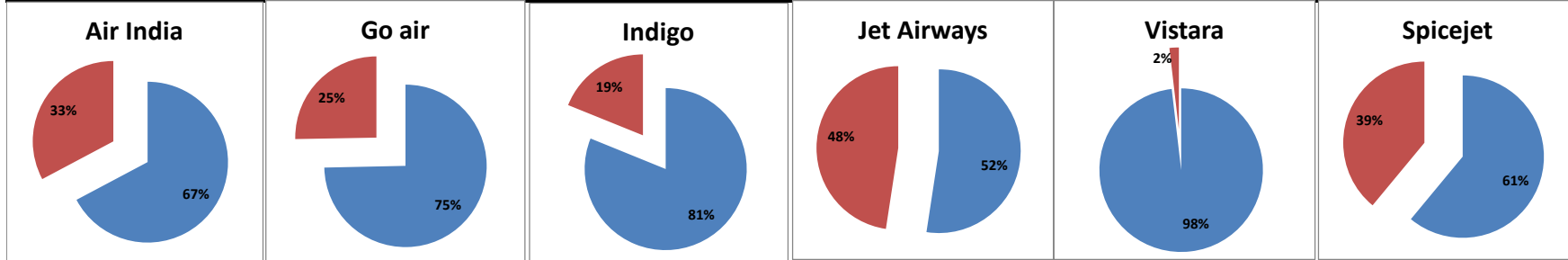
Delay percentage

Airport Name :- DELHI INTERNATIONAL AIRPORT PVT LIMITED. - Feb'15(Period :- 0900-1459) - {Arrival}



Airport Name :- DELHI INTERNATIONAL AIRPORT PVT LIMITED. - Feb'15(Period :- 1500-2059) - {Departure}

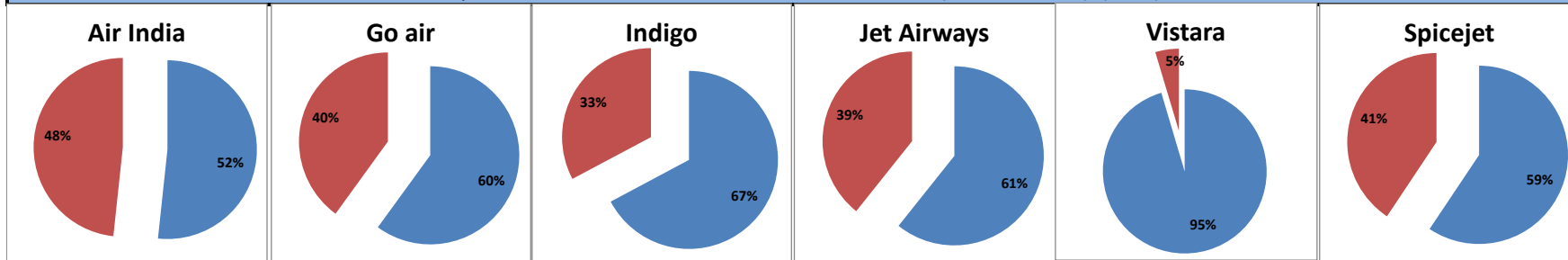
Airline	Total Departures	Flights ontime (STD +/- 15 Min)	Flights Delayed (STD +/- 15 Min)	% On time	% delayed	Airline					Airport		Weather		ATC	Miscellaneous	
						Passenger & baggage handling (IATA CODES 11-18)	Aircraft & Ramp Handling (IATA CODES 31-39)	Technical, automated equipment failure(IATA CODES 41-48)	Operations , crew(IATA CODES 61-69)	Reactionary reasons (IATA CODES 91-97)	Airport Facilities (IATA CODES - 87,89)	Airport Security (IATA CODES 85)	Destination airport below minima (IATA CODES 72)	Departure aerodrome Below minima (IATA CODES 71)	ATFM(IATA CODES 81-84)	IATA CODE-99	
AI	559	376	183	67%	33%	1	0	11	22	148	0	0	0	0	0	0	1
G8	241	180	61	75%	25%	2	0	5	2	52	0	0	0	0	0	0	0
6E	981	796	185	81%	19%	7	1	2	5	169	0	0	0	0	1	0	0
9W&S2	763	400	363	52%	48%	21	0	6	20	316	0	0	0	0	0	0	0
UK	54	53	1	98%	2%	1	0	0	0	0	0	0	0	0	0	0	0
SG	295	180	115	61%	39%	2	0	39	9	64	0	0	1	0	0	0	0
Total	2893	1985	908	69%	31%	34	1	63	58	749	0	0	1	0	1	1	1



On time percentage

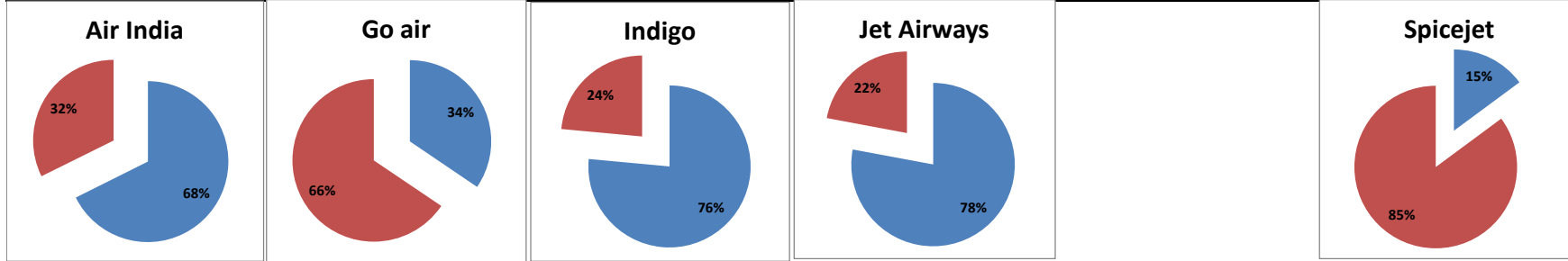
Delay percentage

Airport Name :- DELHI INTERNATIONAL AIRPORT PVT LIMITED. - Feb'15(Period :- 1500-2059) - {Arrival}



Airport Name :- DELHI INTERNATIONAL AIRPORT PVT LIMITED. - Feb'15(Period :- 2100-0259) - {Departure}

Airline	Total Departures	Flights ontime (STD +/- 15 Min)	Flights Delayed (STD +/- 15 Min)	% On time	% delayed	Airline					Airport		Weather		ATC	Miscellaneous
						Passenger & baggage handling (IATA CODES 11-18)	Aircraft & Ramp Handling (IATA CODES 31-39)	Technical, automated equipment failure(IATA CODES 41-48)	Operations , crew(IATA CODES 61-69)	Reactionary reasons (IATA CODES 91-97)	Airport Facilites (IATA CODES - 87,89)	Airport Security (IATA CODES 85)	Destination airport below minima (IATA CODES 72)	Departure aerodrome Below minima (IATA CODES 71)	ATFM(IATA CODES 81-84)	IATA CODE-99
AI	34	23	11	68%	32%	0	0	1	0	10	0	0	0	0	0	0
G8	29	10	19	34%	66%	0	0	0	1	18	0	0	0	0	0	0
6E	51	39	12	76%	24%	0	0	0	3	9	0	0	0	0	0	0
9W&S2	59	46	13	78%	22%	0	0	1	1	11	0	0	0	0	0	0
UK	0	0	0	0%	0%	0	0	0	0	0	0	0	0	0	0	0
SG	74	11	63	15%	85%	0	0	19	4	40	0	0	0	0	0	0
Total	247	129	118	52%	48%	0	0	21	9	88	0	0	0	0	0	0



On time percentage

Delay percentage

Airport Name :- DELHI INTERNATIONAL AIRPORT PVT LIMITED. - Feb'15(Period :- 2100-0259) - {Arrival}

