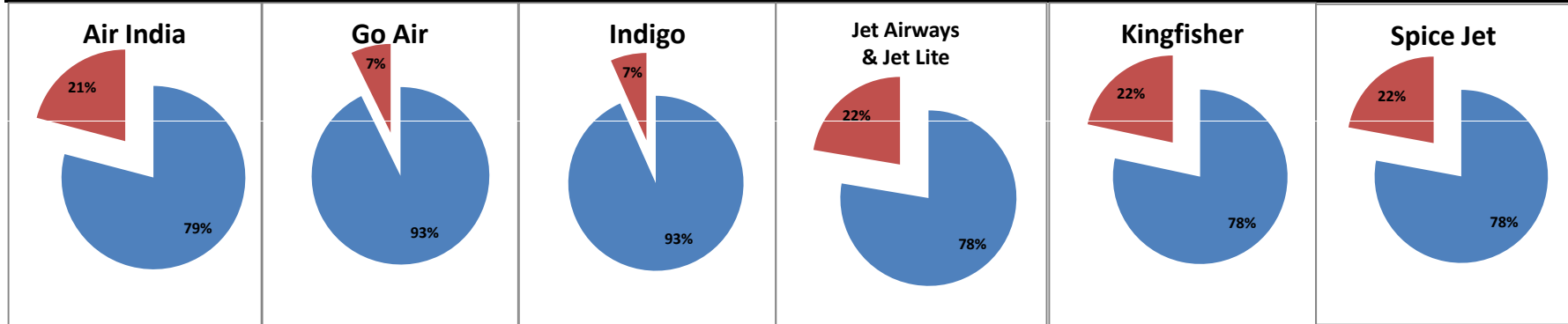


Airport Name :- DELHI INTERNATIONAL AIRPORT PVT LIMITED. - May'12

| Airline | Total Departures | Flights ontime (STD +/- 15 Min) | Flights Delayed (STD +/- 15 Min) | % On time | % delayed | Airline | | | | | Airport | | Weather | | ATC | Miscellaneous |
|--------------|------------------|---------------------------------|----------------------------------|------------|------------|---|---|--|-------------------------------------|---------------------------------------|--|----------------------------------|--|--|------------------------|---------------|
| | | | | | | Passenger & baggage handling (IATA CODES 11-18) | Aircraft & Ramp Handling (IATA CODES 31-39) | Technical, automated equipment failure(IATA CODES 41-48) | Operations , crew(IATA CODES 61-69) | Reactinary reasons (IATA CODES 91-97) | Airport Facilites (IATA CODES - 87,89) | Airport Security (IATA CODES 85) | Destination airport below minima (IATA CODES 72) | Departure aerodrome Below minima (IATA CODES 71) | ATFM(IATA CODES 81-84) | IATA CODE-99 |
| AI | 1828 | 1446 | 382 | 79% | 21% | 15 | 4 | 29 | 130 | 190 | 0 | 1 | 7 | 1 | 5 | 0 |
| G8 | 771 | 715 | 56 | 93% | 7% | 0 | 0 | 0 | 17 | 38 | 0 | 0 | 0 | 0 | 1 | 0 |
| 6E | 1927 | 1798 | 129 | 93% | 7% | 2 | 3 | 4 | 11 | 95 | 1 | 1 | 0 | 4 | 7 | 1 |
| 9W&S2 | 2279 | 1771 | 508 | 78% | 22% | 5 | 1 | 22 | 23 | 441 | 1 | 0 | 3 | 0 | 10 | 2 |
| IT | 954 | 748 | 206 | 78% | 22% | 1 | 3 | 17 | 76 | 97 | 0 | 0 | 4 | 1 | 7 | 0 |
| SG | 1319 | 1028 | 291 | 78% | 22% | 4 | 3 | 99 | 66 | 104 | 0 | 1 | 0 | 3 | 11 | 0 |
| Total | 9078 | 7506 | 1572 | 83% | 17% | 27 | 14 | 171 | 323 | 965 | 2 | 3 | 14 | 9 | 41 | 3 |

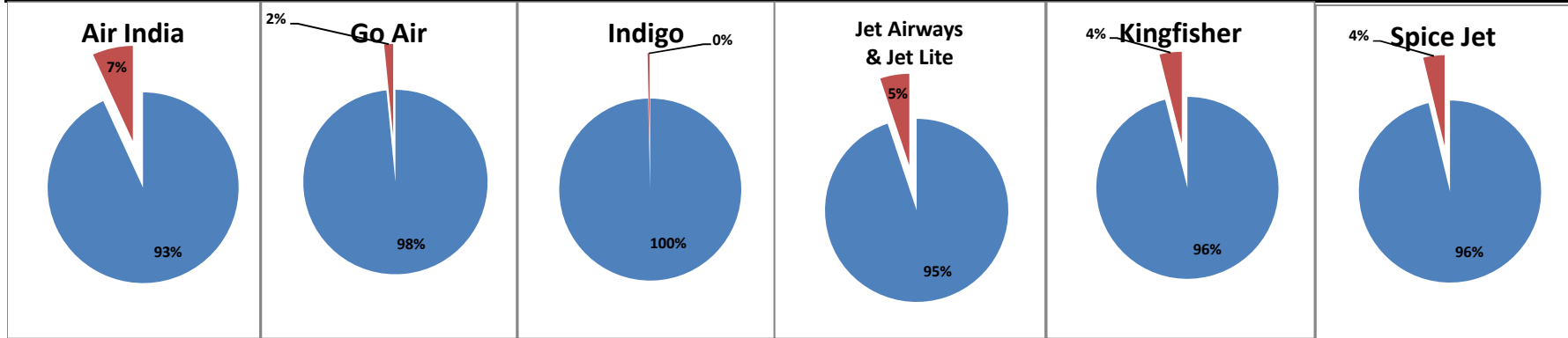


On time percentage

Delayed percentage

Airport Name :- DELHI INTERNATIONAL AIRPORT PVT LIMITED. - May'12(Period :- 0300-0859)

| Airline | Total Departures | Flights ontime (STD +/- 15 Min) | Flights Delayed (STD +/- 15 Min) | % On time | % delayed | Airline | | | | | Airport | | Weather | | ATC | Miscellaneous |
|--------------|------------------|---------------------------------|----------------------------------|------------|-----------|---|---|--|-------------------------------------|---------------------------------------|--|----------------------------------|--|--|------------------------|---------------|
| | | | | | | Passenger & baggage handling (IATA CODES 11-18) | Aircraft & Ramp Handling (IATA CODES 31-39) | Technical, automated equipment failure(IATA CODES 41-48) | Operations , crew(IATA CODES 61-69) | Reactinary reasons (IATA CODES 91-97) | Airport Facilites (IATA CODES - 87,89) | Airport Security (IATA CODES 85) | Destination airport below minima (IATA CODES 72) | Departure aerodrome Below minima (IATA CODES 71) | ATFM(IATA CODES 81-84) | IATA CODE-99 |
| AI | 538 | 501 | 37 | 93% | 7% | 2 | 0 | 4 | 26 | 2 | 0 | | 3 | 0 | 0 | 0 |
| G8 | 259 | 255 | 4 | 98% | 2% | 0 | 0 | 0 | 3 | 1 | 0 | 0 | 0 | 0 | 0 | 0 |
| 6E | 551 | 549 | 2 | 100% | 0% | 0 | 0 | 1 | 0 | 1 | 0 | 0 | 0 | 0 | 0 | 0 |
| 9W&S2 | 605 | 574 | 31 | 95% | 5% | 4 | 1 | 6 | 5 | 13 | 0 | 0 | 1 | 0 | 0 | 1 |
| IT | 203 | 195 | 8 | 96% | 4% | 0 | 0 | 2 | 4 | 1 | 0 | 0 | 1 | 0 | 0 | 0 |
| SG | 372 | 358 | 14 | 96% | 4% | 2 | 2 | 7 | 2 | 1 | 0 | 0 | 0 | 0 | 0 | 0 |
| Total | 2528 | 2432 | 96 | 96% | 4% | 8 | 3 | 20 | 40 | 19 | 0 | 0 | 5 | 0 | 0 | 1 |

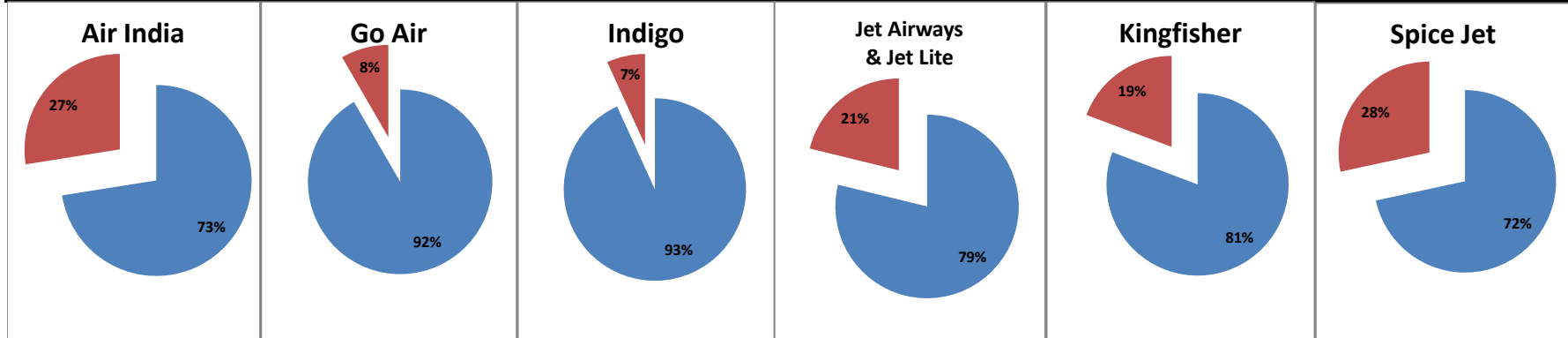


On time percentage

Delayed percentage

Airport Name :- DELHI INTERNATIONAL AIRPORT PVT LIMITED. - May'12(Period :- 0900-1459)

| Airline | Total Departures | Flights ontime (STD +/- 15 Min) | Flights Delayed (STD +/- 15 Min) | % On time | % delayed | Airline | | | | | Airport | | Weather | | ATC | Miscellaneous |
|--------------|------------------|---------------------------------|----------------------------------|------------|------------|---|---|--|-------------------------------------|---------------------------------------|--|----------------------------------|--|--|------------------------|---------------|
| | | | | | | Passenger & baggage handling (IATA CODES 11-18) | Aircraft & Ramp Handling (IATA CODES 31-39) | Technical, automated equipment failure(IATA CODES 41-48) | Operations , crew(IATA CODES 61-69) | Reactinary reasons (IATA CODES 91-97) | Airport Facilites (IATA CODES - 87,89) | Airport Security (IATA CODES 85) | Destination airport below minima (IATA CODES 72) | Departure aerodrome Below minima (IATA CODES 71) | ATFM(IATA CODES 81-84) | IATA CODE-99 |
| AI | 742 | 538 | 204 | 73% | 27% | 8 | 2 | 14 | 44 | 126 | 0 | 1 | 4 | 0 | 5 | 0 |
| G8 | 228 | 209 | 19 | 92% | 8% | 0 | 0 | 0 | 7 | 11 | 0 | 0 | 0 | 0 | 1 | 0 |
| 6E | 645 | 601 | 44 | 93% | 7% | 1 | 0 | 1 | 3 | 31 | 1 | 0 | 0 | 0 | 7 | 0 |
| 9W&S2 | 836 | 659 | 177 | 79% | 21% | 1 | 0 | 7 | 7 | 148 | 1 | 0 | 2 | 0 | 10 | 1 |
| IT | 379 | 306 | 73 | 81% | 19% | 1 | 0 | 7 | 28 | 29 | 0 | 0 | 2 | 0 | 6 | 0 |
| SG | 497 | 356 | 141 | 72% | 28% | 1 | 1 | 53 | 42 | 34 | 0 | 1 | 0 | 0 | 9 | 0 |
| Total | 3327 | 2669 | 658 | 80% | 20% | 12 | 3 | 82 | 131 | 379 | 2 | 2 | 8 | 0 | 38 | 1 |

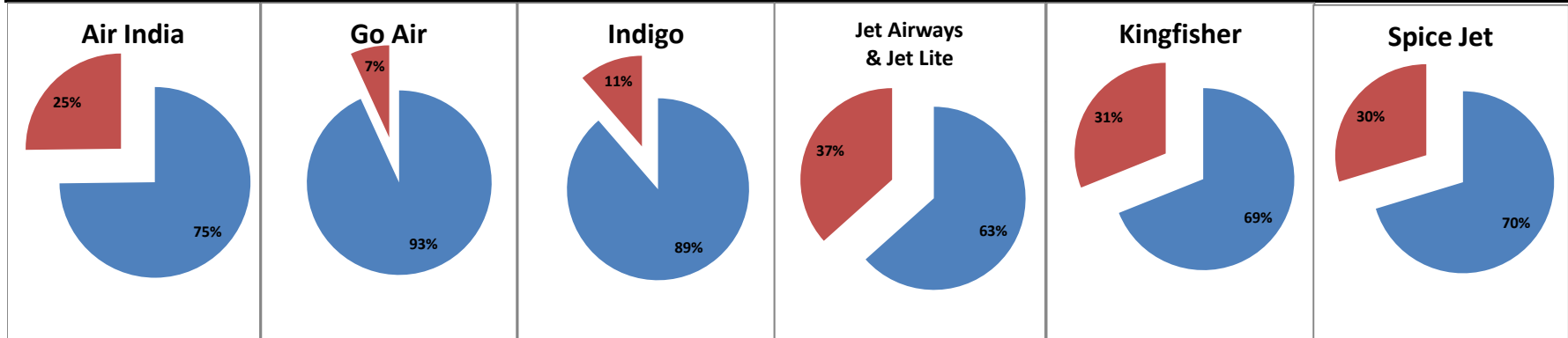


On time percentage

Delayed percentage

Airport Name :- DELHI INTERNATIONAL AIRPORT PVT LIMITED. - May'12(Period :- 1500-2059)

| Airline | Total Departures | Flights ontime (STD +/- 15 Min) | Flights Delayed (STD +/- 15 Min) | % On time | % delayed | Airline | | | | | Airport | | Weather | | ATC | Miscellaneous |
|--------------|------------------|---------------------------------|----------------------------------|------------|------------|---|---|--|-------------------------------------|---------------------------------------|--|----------------------------------|--|--|------------------------|---------------|
| | | | | | | Passenger & baggage handling (IATA CODES 11-18) | Aircraft & Ramp Handling (IATA CODES 31-39) | Technical, automated equipment failure(IATA CODES 41-48) | Operations , crew(IATA CODES 61-69) | Reactinary reasons (IATA CODES 91-97) | Airport Facilites (IATA CODES - 87,89) | Airport Security (IATA CODES 85) | Destination airport below minima (IATA CODES 72) | Departure aerodrome Below minima (IATA CODES 71) | ATFM(IATA CODES 81-84) | IATA CODE-99 |
| AI | 517 | 387 | 130 | 75% | 25% | 4 | 1 | 11 | 55 | 58 | 0 | 0 | 0 | 1 | 0 | 0 |
| G8 | 249 | 232 | 17 | 93% | 7% | 0 | 0 | 0 | 5 | 12 | 0 | 0 | 0 | 0 | 0 | 0 |
| 6E | 731 | 648 | 83 | 89% | 11% | 1 | 3 | 2 | 8 | 63 | 0 | 1 | 0 | 4 | 0 | 1 |
| 9W&S2 | 813 | 515 | 298 | 63% | 37% | 0 | 0 | 8 | 11 | 279 | 0 | 0 | 0 | 0 | 0 | 0 |
| IT | 312 | 215 | 97 | 69% | 31% | 0 | 3 | 8 | 26 | 57 | 0 | 0 | 1 | 1 | 1 | 0 |
| SG | 414 | 291 | 123 | 70% | 30% | 1 | 0 | 35 | 21 | 61 | 0 | 0 | 0 | 3 | 2 | 0 |
| Total | 3036 | 2288 | 748 | 75% | 25% | 6 | 7 | 64 | 126 | 530 | 0 | 1 | 1 | 9 | 3 | 1 |

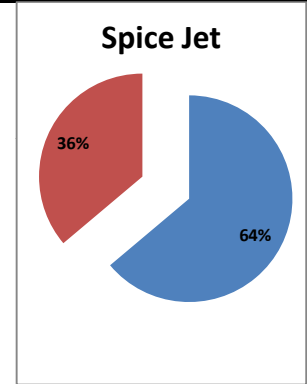
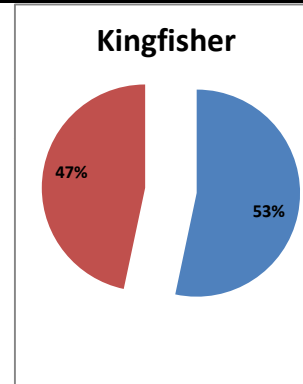
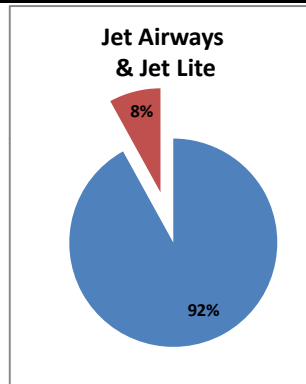
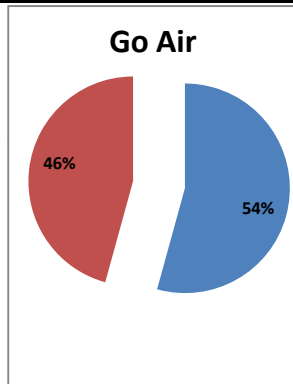
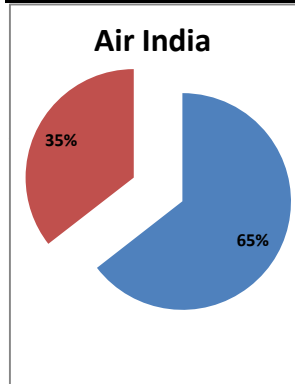


On time percentage

Delayed percentage

Airport Name :- DELHI INTERNATIONAL AIRPORT PVT LIMITED. - May'12(Period :- 2100-0259)

| Airline | Total Departures | Flights ontime (STD +/- 15 Min) | Flights Delayed (STD +/- 15 Min) | % On time | % delayed | Airline | | | | | Airport | | Weather | | ATC | Miscellaneous |
|--------------|------------------|---------------------------------|----------------------------------|------------|------------|---|---|--|-------------------------------------|---------------------------------------|--|----------------------------------|--|--|------------------------|---------------|
| | | | | | | Passenger & baggage handling (IATA CODES 11-18) | Aircraft & Ramp Handling (IATA CODES 31-39) | Technical, automated equipment failure(IATA CODES 41-48) | Operations , crew(IATA CODES 61-69) | Reactinary reasons (IATA CODES 91-97) | Airport Facilites (IATA CODES - 87,89) | Airport Security (IATA CODES 85) | Destination airport below minima (IATA CODES 72) | Departure aerodrome Below minima (IATA CODES 71) | ATFM(IATA CODES 81-84) | IATA CODE-99 |
| AI | 31 | 20 | 11 | 65% | 35% | 1 | 1 | 0 | 5 | 4 | 0 | 0 | 0 | 0 | 0 | 0 |
| G8 | 35 | 19 | 16 | 54% | 46% | 0 | 0 | 0 | 2 | 14 | 0 | 0 | 0 | 0 | 0 | 0 |
| 6E | 0 | 0 | 0 | 0% | 0% | 0 | 0 | 0 | 0 | 0 | 0 | 0 | 0 | 0 | 0 | 0 |
| 9W&S2 | 25 | 23 | 2 | 92% | 8% | 0 | 0 | 1 | 0 | 1 | 0 | 0 | 0 | 0 | 0 | 0 |
| IT | 60 | 32 | 28 | 53% | 47% | 0 | 0 | 0 | 18 | 10 | 0 | 0 | 0 | 0 | 0 | 0 |
| SG | 36 | 23 | 13 | 64% | 36% | 0 | 0 | 4 | 1 | 8 | 0 | 0 | 0 | 0 | 0 | 0 |
| Total | 187 | 117 | 70 | 63% | 37% | 1 | 1 | 5 | 26 | 37 | 0 | 0 | 0 | 0 | 0 | 0 |



On time percentage

Delayed percentage