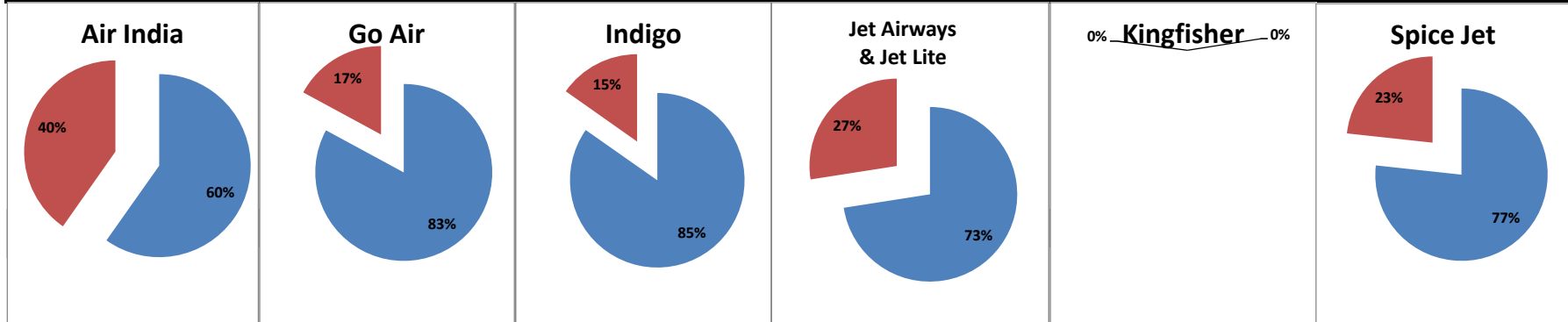


**Airport Name :- DELHI INTERNATIONAL AIRPORT PVT LIMITED. - Dec'12**

Airline	Total Departures	Flights ontime (STD +/- 15 Min)	Flights Delayed (STD +/- 15 Min)	% On time	% delayed	Airline					Airport		Weather		ATC	Miscellaneous
						Passenger & baggage handling (IATA CODES 11-18)	Aircraft & Ramp Handling (IATA CODES 31-39)	Technical, automated equipment failure(IATA CODES 41-48)	Operations , crew(IATA CODES 61-69)	Reactionary reasons (IATA CODES 91-97)	Airport Facilites (IATA CODES - 87,89)	Airport Security (IATA CODES 85)	Destination airport below minima (IATA CODES 72)	Departure aerodrome Below minima (IATA CODES 71)	ATFM(IATA CODES 81-84)	IATA CODE-99
AI	1833	1096	737	60%	40%	16	8	37	212	364	2	2	79	13	3	1
G8	701	581	120	83%	17%	2	0	6	5	74	0	0	18	8	0	7
6E	1947	1650	297	85%	15%	10	1	2	26	186	0	3	48	19	0	2
9W&S2	1873	1359	514	73%	27%	1	0	14	52	391	3	1	36	10	5	1
IT	0	0	0	0%	0%	0	0	0	0	0	0	0	0	0	0	0
SG	1526	1171	355	77%	23%	2	3	36	13	227	3	0	51	16	4	0
<b>Total</b>	<b>7880</b>	<b>5857</b>	<b>2023</b>	<b>74%</b>	<b>26%</b>	<b>31</b>	<b>12</b>	<b>95</b>	<b>308</b>	<b>1242</b>	<b>8</b>	<b>6</b>	<b>232</b>	<b>66</b>	<b>12</b>	<b>11</b>

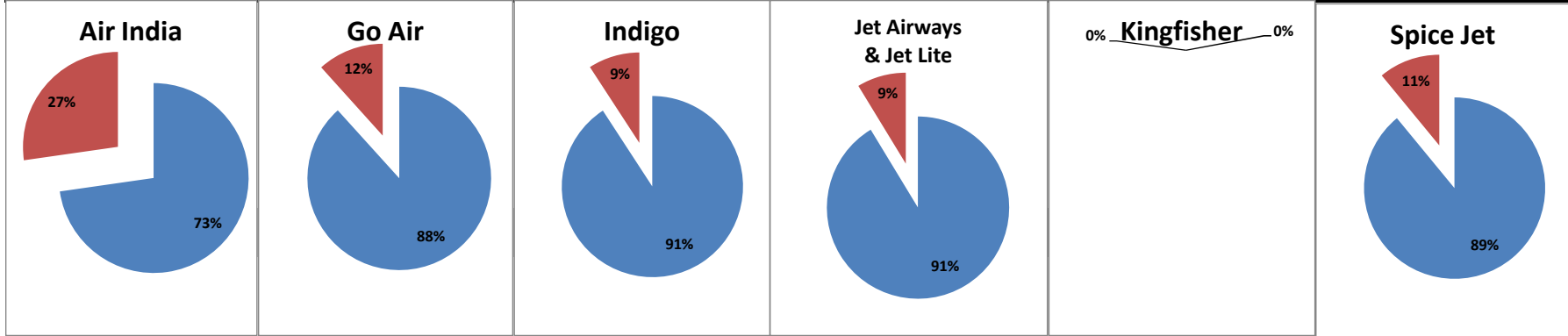


On time percentage

Delayed percentage

**Airport Name :- DELHI INTERNATIONAL AIRPORT PVT LIMITED. - Dec'12(Period :- 0300-0859)**

Airline	Total Departures	Flights ontime (STD +/- 15 Min)	Flights Delayed (STD +/- 15 Min)	% On time	% delayed	Airline					Airport		Weather		ATC	Miscellaneous
						Passenger & baggage handling (IATA CODES 11-18)	Aircraft & Ramp Handling (IATA CODES 31-39)	Technical, automated equipment failure(IATA CODES 41-48)	Operations , crew(IATA CODES 61-69)	Reactionary reasons (IATA CODES 91-97)	Airport Facilites (IATA CODES - 87,89)	Airport Security (IATA CODES 85)	Destination airport below minima (IATA CODES 72)	Departure aerodrome Below minima (IATA CODES 71)	ATFM(IATA CODES 81-84)	IATA CODE-99
AI	539	392	147	73%	27%	2	5	11	69	12	0	1	33	13	1	0
G8	188	166	22	88%	12%	1	0	2	0	0	0	7	5	0	7	
6E	565	513	52	91%	9%	1	0	0	8	0	0	26	16	0	0	
9W&S2	472	431	41	91%	9%	0	0	3	4	19	0	9	6	0	0	
IT	0	0	0	0%	0%	0	0	0	0	0	0	0	0	0	0	
SG	401	357	44	89%	11%	0	1	5	3	2	0	21	12	0	0	
<b>Total</b>	<b>2165</b>	<b>1859</b>	<b>306</b>	<b>86%</b>	<b>14%</b>	<b>4</b>	<b>6</b>	<b>21</b>	<b>84</b>	<b>33</b>	<b>0</b>	<b>96</b>	<b>52</b>	<b>1</b>	<b>7</b>	

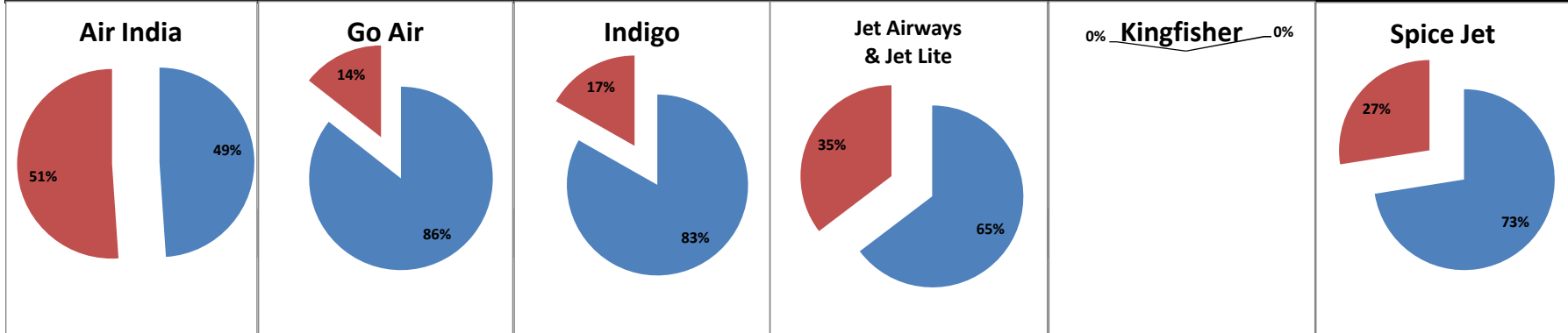


**On time percentage**

**Delayed percentage**

**Airport Name :- DELHI INTERNATIONAL AIRPORT PVT LIMITED. - Dec'12(Period :- 0900-1459)**

Airline	Total Departures	Flights ontime (STD +/- 15 Min)	Flights Delayed (STD +/- 15 Min)	% On time	% delayed	Airline					Airport		Weather		ATC	Miscellaneous
						Passenger & baggage handling (IATA CODES 11-18)	Aircraft & Ramp Handling (IATA CODES 31-39)	Technical, automated equipment failure(IATA CODES 41-48)	Operations , crew(IATA CODES 61-69)	Reactionary reasons (IATA CODES 91-97)	Airport Facilites (IATA CODES - 87,89)	Airport Security (IATA CODES 85)	Destination airport below minima (IATA CODES 72)	Departure aerodrome Below minima (IATA CODES 71)	ATFM(IATA CODES 81-84)	IATA CODE-99
AI	695	340	355	49%	51%	11	3	10	80	199	2	1	46	0	2	1
G8	243	208	35	86%	14%	1	0	4	2	17	0	0	8	3	0	0
6E	663	552	111	83%	17%	2	0	1	5	77	0	1	22	3	0	0
9W&S2	773	500	273	65%	35%	1	0	7	30	195	3	0	27	4	5	1
IT	0	0	0	0%	0%	0	0	0	0	0	0	0	0	0	0	0
SG	571	414	157	73%	27%	2	1	21	5	90	3	0	30	4	1	0
<b>Total</b>	<b>2945</b>	<b>2014</b>	<b>931</b>	<b>68%</b>	<b>32%</b>	<b>17</b>	<b>4</b>	<b>43</b>	<b>122</b>	<b>578</b>	<b>8</b>	<b>2</b>	<b>133</b>	<b>14</b>	<b>8</b>	<b>2</b>

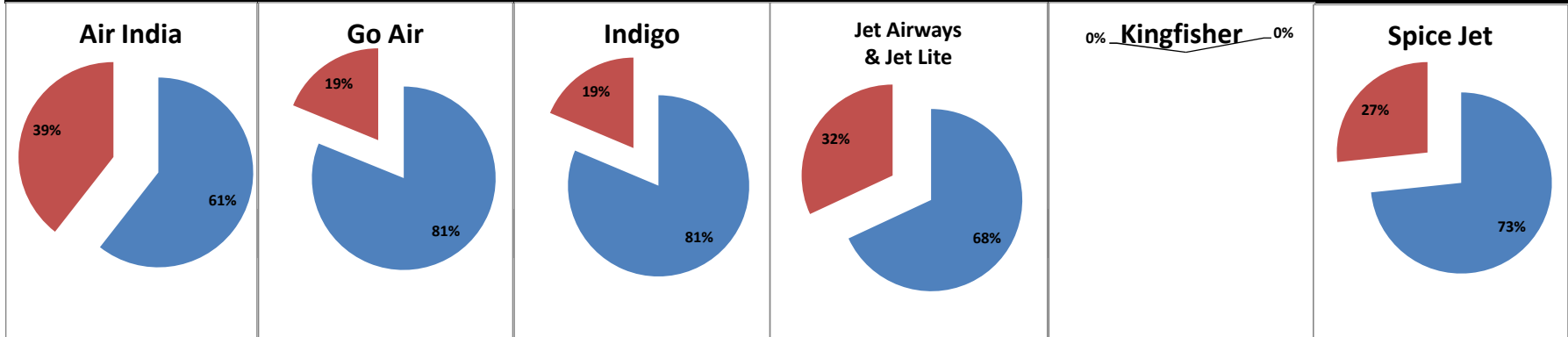


**On time percentage**

**Delayed percentage**

**Airport Name :- DELHI INTERNATIONAL AIRPORT PVT LIMITED. - Dec'12(Period :- 1500-2059)**

Airline	Total Departures	Flights ontime (STD +/- 15 Min)	Flights Delayed (STD +/- 15 Min)	% On time	% delayed	Airline					Airport		Weather		ATC	Miscellaneous	
						Passenger & baggage handling (IATA CODES 11-18)	Aircraft & Ramp Handling (IATA CODES 31-39)	Technical, automated equipment failure(IATA CODES 41-48)	Operations , crew(IATA CODES 61-69)	Reactionary reasons (IATA CODES 91-97)	Airport Facilites (IATA CODES - 87,89)	Airport Security (IATA CODES 85)	Destination airport below minima (IATA CODES 72)	Departure aerodrome Below minima (IATA CODES 71)	ATFM(IATA CODES 81-84)	IATA CODE-99	
AI	568	344	224	61%	39%	3	0	16	60	145	0	0	0	0	0	0	0
G8	239	194	45	81%	19%	0	0	0	2	40	0	0	3	0	0	0	0
6E	719	585	134	81%	19%	7	1	1	13	109	0	1	0	0	0	0	2
9W&S2	627	427	200	68%	32%	0	0	4	18	177	0	1	0	0	0	0	0
IT	0	0	0	0%	0%	0	0	0	0	0	0	0	0	0	0	0	0
SG	525	385	140	73%	27%	0	1	10	5	121	0	0	0	0	3	0	0
<b>Total</b>	<b>2678</b>	<b>1935</b>	<b>743</b>	<b>72%</b>	<b>28%</b>	<b>10</b>	<b>2</b>	<b>31</b>	<b>98</b>	<b>592</b>	<b>0</b>	<b>2</b>	<b>3</b>	<b>0</b>	<b>3</b>	<b>2</b>	<b>2</b>

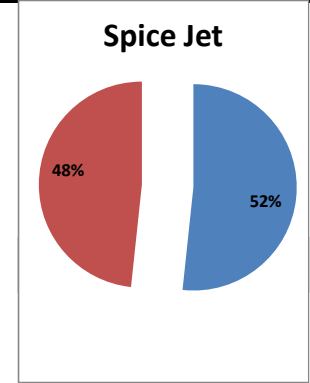
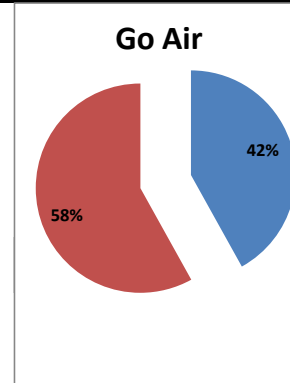
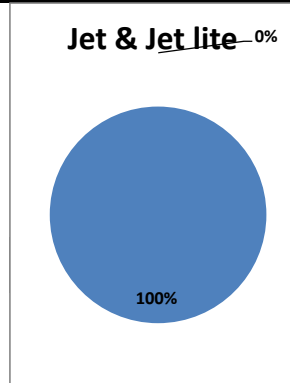
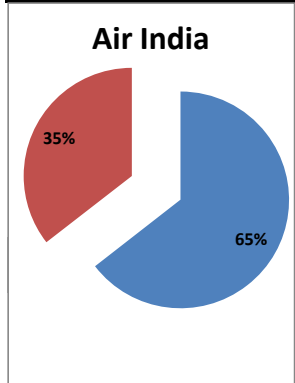


**On time percentage**

**Delayed percentage**

**Airport Name :- DELHI INTERNATIONAL AIRPORT PVT LIMITED. - Dec'12(Period :- 2100-0259)**

Airline	Total Departures	Flights ontime (STD +/- 15 Min)	Flights Delayed (STD +/- 15 Min)	% On time	% delayed	Airline					Airport		Weather		ATC	Miscellaneous
						Passenger & baggage handling (IATA CODES 11-18)	Aircraft & Ramp Handling (IATA CODES 31-39)	Technical, automated equipment failure(IATA CODES 41-48)	Operations , crew(IATA CODES 61-69)	Reactionary reasons (IATA CODES 91-97)	Airport Facilites (IATA CODES - 87,89)	Airport Security (IATA CODES 85)	Destination airport below minima (IATA CODES 72)	Departure aerodrome Below minima (IATA CODES 71)	ATFM(IATA CODES 81-84)	IATA CODE-99
AI	31	20	11	65%	35%	0	0	0	3	8	0	0	0	0	0	0
G8	31	13	18	42%	58%	0	0	0	1	17	0	0	0	0	0	0
6E	0	0	0	0%	0%	0	0	0	0	0	0	0	0	0	0	0
9W&S2	1	1	0	100%	0%	0	0	0	0	0	0	0	0	0	0	0
IT	0	0	0	0%	0%	0	0	0	0	0	0	0	0	0	0	0
SG	29	15	14	52%	48%	0	0	0	0	14	0	0	0	0	0	0
<b>Total</b>	<b>92</b>	<b>49</b>	<b>43</b>	<b>53%</b>	<b>47%</b>	<b>0</b>	<b>0</b>	<b>0</b>	<b>4</b>	<b>39</b>	<b>0</b>	<b>0</b>	<b>0</b>	<b>0</b>	<b>0</b>	<b>0</b>



**On time percentage**

**Delayed percentage**